

ANTICA



ROMA



**Magina**

*ceramiche d'Arte S.p.A.*



Pavimento realizzato con:  
cm. 41x41 - 16"x16" fondo  
cm. 7,3x15 - 3"x6" fondo  
cm. 7,3x15 - 3"x6" decoro assiro



# FLAMINIA



cm. 20,25x41 - 8"x16" - **4RFB824**



cm. 41x61,75 - 16"x24" - **4RFB846**




rombo cm. 12x12 - 5"x5" **4RFB812**



cm. 10x10 - 4"x4" **4RFB810**  
FONDO SU RETE FOGLI 30,5x30,5  
12"x12" - **4RFB8R1**



cm. 7,3x7,3 - 3"x3" - **4RFB877**  
FONDO SU RETE FOGLI 30,5x30,5  
12"x12" - **4RFB8R7**



cm. 7,3x15 - 3"x6" **4RFB871**



gradone  
cm. 35x35-14"x14" - **4RDB8GN**



gradone angolare  
cm. 35x35-14"x14" - **4RDB8DS**



cm. 41x41 - 16"x16" - **4RFB800**



cm. 20,25x20,25 - 8"x8" **4RFB822**



BULL-NOSE 1 LATO  
CM. 20,25x20,25 - 8"x8" **4RDB8B1**



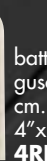
CORNICE GOLA  
CM. 5x15  
2"x6" **4RDB8CG**




TORELLO CORNICE GOLA  
CM. 5x1 2-2"x0,5" **4RDB8TO**



battiscopa  
guscio sx  
cm. 10x35  
4"x14" **4RDB8BS**



battiscopa  
guscio dx  
cm. 10x35  
4"x14" **4RDB8BD**



battiscopa cm. 10x35-4"x14" **4RDB8BT**



BULL-NOSE 2 LATI  
CM. 20,25x20,25 - 8"x8" **4RDB8B2**





# APPIA



cm. 20,25x41 - 8"x16" - **4RFB524**



rombo cm. 12x12 - 5"x5" - **4RFB512**




cm. 10x10-4"x4" - **4RFB510**  
FONDO SU RETE FOGLI 30,5x30,5  
12"x12" - **4RFB5R1**



cm. 7,3x7,3-3"x3" - **4RFB577**  
FONDO SU RETE FOGLI 30,5x30,5  
12"x12" - **4RFB5R7**



cm. 20,25x20,25 - 8"x8" - **4RFB525**  
cm. 7,3x15-3"x6" - **4RFB571**



gradone  
cm. 35x35-14"x14" - **4RDB5GN**



gradone angolare  
cm. 35x35-14"x14" - **4RDB5DS**



cm. 20,25x41 - 8"x16" - **4RFB524**



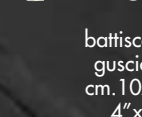
cm. 20,25x41 - 8"x16" - **4RFB524**



cm. 20,25x20,25 - 8"x8" - **4RFB525**



TORELLO  
cm. 5x10 - **4RDB5T**



battiscopa  
cm. 10x10 - 4"x4" - **4RDB5B**



battiscopa  
cm. 10x10 - 4"x4" - **4RDB5BT**

Pavimento realizzato con:  
cm. 41x61,75 - 16"x24" fondo  
cm. 41x41 - 16"x16"  
cm. 20,25x41 - 8"x16"  
cm. 20,25x20,25 - 8"x8"  
cm. 7,3x15 - 3"x6" fondo  
cm. 7,3x15 - 3"x6" decoro Assiro  
cm. 10x10 - 4"x4" fondo e dec. Assiro



cm. 41x61,75-16"x24" - **4RFB546**



cm. 41x41 - 16"x16"- **4RFB500**



cm. 20,25x20,25 - 8"x8"  
**4RFB522**



BULL-NOSE 1 LATO  
CM. 20,25x20,25 - 8"x8"  
**4RDB5B1**



CORNICE GOLA  
CM. 5x15-2"x6"  
**4RDB5CG**




BULL-NOSE 2 LATI  
CM. 20,25x20,25 - 8"x8"  
**4RDB5B2**



battiscopa  
guscio sx  
cm. 10x35-4"x14"  
**4RDB5BS**



battiscopa  
guscio dx  
cm. 10x35-4"x14"  
**4RDB5BD**



battiscopa cm. 10x35-4"x14"  
**4RDB5BT**





# CASSIA



cm. 20,25x41 - 8"x16"  
**4RFB624**



cm. 41x61,75 - 16"x24" - **4RFB646**



rombo cm. 12x12-5"x5" - **4RFB612**



cm. 41x41 - 16"x16" - **4RFB600**



cm. 10x10-4"x4" - **4RFB610**  
FONDO SU RETE FOGLI 30,5x30,5  
12"x12" - **4RFB6R1**




cm. 7,3x7,3-3"x3" - **4RFB677**  
FONDO SU RETE FOGLI 30,5x30,5  
12"x12" - **4RFB6R7**




cm. 20,25x20,25 - 8"x8"  
**4RFB622**



BULL-NOSE 1 LATO  
CM. 20,25x20,25 - 8"x8"  
**4RDB6B1**



cm. 7,3x15-3"x6"  
**4RFB671**



CORNICE GOLA  
CM. 5x15  
2"x6"  
**4RDB6CG**



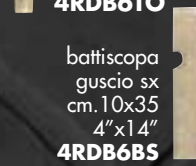
gradone  
cm. 35x35-14"x14" - **4RDB6GN**



TORELLO CORNICE GOLA  
CM. 5x1,2-2"x0,5"  
**4RDB6TO**



gradone angolare  
cm. 35x35-14"x14" - **4RDB6DS**




battiscopa  
guscio sx  
cm. 10x35  
4"x14"  
**4RDB6BS**



battiscopa  
guscio dx  
cm. 10x35  
4"x14"  
**4RDB6BD**



BULL-NOSE 2 LATI  
CM. 20,25x20,25  
8"x8"  
**4RDB6B2**



battiscopa  
cm. 10x35-4"x14"  
**4RDB6BT**

Pavimento realizzato con:  
cm. 30,5x30,5 - 12"x12"  
cm. 7,3x15 - 3"x6" fondo  
cm. 7,3x15 - 3"x6" decoro assiro

IMBALLAGGI - PACKING - VERPACKUNG - EMBALLAGE EURO PALLET 12 mm.

FORMATO SIZE FORMAT MAT	DENOMINAZIONE DESCRIPTION BEZEICHNUNG/FOR- DESCRIPTION	Spessore Thickness Stärke Epaisseur	PZ/PAC PCS/PACK STK/KAR PCS/PAQUET	MQ/PAC SQM/PACK QM/KAR M <sup>2</sup> /PAQUET	KG/PAC KG/PACK KG/KAR KG/PAQUET	PAC/PAL PACK/PAL KAR/PAL PAQ/PAL	MQ/PAL SQM/PAL QM/PAL M <sup>2</sup> /PAL	KG/PAL KG/PAL KG/PAL KG/PAL
41x61,75-16"x24" fondo		12	4	1,0127	23,77	48	48,61	1150
41x41-16"x16" fondo		12	7	1,1767	26,60	48	56,48	1277
20,25x41-8"x16" fondo		12	14	1,162	26,88	48	55,78	1290
20,25x20,25-8"x8" fondo		12	21	0,861	19,61	51	43,91	1000
10x10-4"x4" fondo		12	60	0,600	15,00	66	39,60	990
10x10-4"x4" FONDO SU RETE FOGLI 30,5x30,5		12	90	0,930	23,00	48	44,64	1100
12x12-5"x5" fondo rombo		12	60	0,837	21,00	48	40,18	1000
7,3x15-3"x6" fondo		12	42	0,460	12,00	80	36,80	960
7,3x7,3-3"x3" fondo		12	84	0,448	12,00	80	35,84	960
7,3x7,3-3"x3" FONDO SU RETE FOGLI 30,5x30,5		12	160	0,930	23,00	48	44,64	1100
10x10-4"x4" decoro sfuso		12	60	0,600	15,00	66	39,60	990
12x12-5"x5" decoro rombo		12	60	0,837	21,00	48	40,18	1000
7,3x15-3"x6" decoro		12	42	0,460	12,00	80	36,80	960
7,3x7,3-3"x3" decoro		12	84	0,448	12,00	80	35,84	960
20,25x20,25-8"x8" BULL-NOSE		12	21	0,861	19,61	51	43,91	1000
5x15-2"x6" CORNICE GOLA		12	36	0,270	8,10	33	8,91	287
5x1,2-2"x0,5" TORELLO C. GOLA		12	200	0,120	4,88	-	-	-
35x35-14"x14" GRADONE E ANG.		35	3	0,3675	22,50	36	13,23	840
10x35-4"x14" BATTISCOPIA		12	32	11,20ml	25,00	42	470,4ml	1080

\* PER COMPRESIBILI MOTIVI TECNICI I PESI SOPRA INDICATI POSSONO VARIARE +/- DEL 4%  
 \* DIE OBEN ANGEGEBENEN GEWICHTE KÖNNEN SICH AUS TECHNISCHEN GRÜNDEN UM +/- 4% ÄNDERN  
 \* THE ABOVE MENTIONED WEIGHTS MAY CHANGE FOR TECHNICAL REASONS FOR +/- 4%  
 \* POUR DES MOTIFS TECHNIQUES LES POIDS AU-DESSUS MENTIONNES PEUVENT CHANGER DE +/- 4%

Caratteristiche tecniche:

- A) Resistente al gelo (Test EN 202-ASTM C 1026)
- B) Resistenza all'abrasione PEI IV (Test EN 154-ASTM 1027 C)
- C) Durezza superficie: MOHS 8  
(La scala MOHS va da 1 talco a 10 diamante)
- D) Resistente all'attacco chimico e agli agenti macchianti (Test EN 122)
- E) Spessore: mm 12
- F) Antiscivolo (ASTM C 1028/89: d 0,71-w 0,68)
- G) Tortus: d 0,55-0,63 ÷ w 0,57
- H) Assorbimento d'acqua: ISO 13006-Gruppo B1b (0,5<E 3-3,3 max)

Caractéristiques techniques:

- A) Résistant au gel (Test EN 202-ASTM C 1026)
- B) Résistance à l'abrasion PEI IV (Test EN 154-ASTM 1027 C)
- C) Dureté superficielle: MOHS 8  
(Echelle Mohs va de 1 talque a 10 diamant)
- D) Résistance aux produits chimiques et à la tache (Test EN 122)
- E) Epaisseur: mm 12
- F) Anti-glissant (ASTM C 1028/89: d 0,71-w 0,68)
- G) Tortus: d 0,55-0,63 ÷ w 0,57
- H) Absorption d'eau: ISO 13006-Gruppo B1b (0,5<E 3-3,3 max)

Technical characteristics:

- A) Frostresistent (Test EN 202-ASTM C 1026)
- B) Abrasion resistance PEI IV (Test EN 154-ASTM 1027 C)
- C) Scratch resistance: MOHS 8  
(MOHS scale runs from 1 talco to 10 diamond)
- D) Acid, base stain resistant (Test EN 122)
- E) Thickness: mm 12
- F) Anti-slip (ASTM C 1028/89: d 0,71-w 0,68)
- G) Tortus: d 0,55-0,63 ÷ w 0,57
- H) Water absorption: ISO 13006-Gruppo B1b (0,5<E 3-3,3 max)

Technische Kennzeichen

- A) Frostbeständig (Test EN 202-ASTM C 1026)
- B) Abrieb PEI IV (Test EN 154-ASTM 1027 C)
- C) Oberflächenhärte: MOHS 8  
(die Mohs Skala geht von 1 Talk bis zu 10 Diamant)
- D) Säurebeständigkeit und Beständigkeit gegen Fleckenbildner (Test EN 122)
- E) Stärke: mm 12
- F) Anti-gleiten (ASTM C 1028/89: d 0,71-w 0,68)
- G) Tortus: d 0,55-0,63 ÷ w 0,57
- H) Wasseraufnahme: ISO 13006-Gruppo B1b (0,5<E 3-3,3 max)





# FLAVIA



cm. 41x61,75 - 16"x24" - **4RFB746**



cm. 20,25x41 - 8"x16" - **4RFB724**



cm. 41x41 - 16"x16" - **4RFB700**



rombo cm. 12x12 - 5"x5" - **4RFB712**



cm. 10x10 - 4"x4" - **4RFB710**  
FONDO SU RETE FOGLI 30,5x30,5  
12"x12" - **4RFB7R1**



cm. 7,3x15 - 3"x6" - **4RFB771**



cm. 7,3x7,3 - 3"x3" - **4RFB777**

FONDO SU RETE FOGLI 30,5x30,5  
12"x12" - **4RFB7R7**



BULL-NOSE 1 LATO  
CM. 20,25x20,25 - 8"x8" - **4RDB7B1**



cm. 20,25x20,25 - 8"x8" - **4RDB722**



BULL-NOSE 2 LATI  
CM. 20,25x20,25 - 8"x8" - **4RDB7B2**

CORNICE GOLA  
CM. 5x15  
2"x6" - **4RDB7CG**



TORELLO CORNICE GOLA  
CM. 5x1,2-2"x0,5" - **4RDB7TO**

battiscopa  
guscio sx  
cm. 10x35  
4"x14" - **4RDB7BS**

battiscopa  
guscio dx  
cm. 10x35  
4"x14" - **4RDB7BD**

battiscopa  
cm. 10x35  
4"x14" - **4RDB7BT**



gradone  
cm. 35x35-14"x14" - **4RDB7GN**



gradone angolare  
cm. 35x35-14"x14" - **4RDB7DS**

Pavimento realizzato con:  
cm. 41x61,75-16"x24"  
cm. 41x41-16"x16"  
cm. 20,25x41-8"x16"  
cm. 20,25x20,25-8"x8"

MONOCOTTURA IN PASTA BIANCA - SPESSORE MM. 12  
 CERAMIC TILES SINGLE FIRED IN WHITE BODY - THICKNESS MM. 12  
 CARREAUX EN MONOCUISSON DE PÂTE BLANCHE - ÉPAISSEUR MM. 12  
 WEISSCHERBIGE FLIESEN IN EINMALBRANDVERFAHREN - STAERKE MM. 12



DECORI ASSIRO SU TUTTI I COLORI



DEC. A\* ASSIRO  
 CM. 7,3x7,3-3"x3"  
 4RD\*\*DE



DEC. B\* ASSIRO  
 CM. 7,3x7,3-3"x3"  
 4RD\*\*DE



DEC. C\* ASSIRO  
 CM. 7,3x7,3-3"x3"  
 4RD\*\*DE



DEC. D\* ASSIRO  
 CM. 7,3x7,3-3"x3"  
 4RD\*\*DE



DEC. A\* ASSIRO  
 CM. 7,3x15 - 3"x6"  
 4RD\*\*DC



DEC. B\* ASSIRO  
 CM. 7,3x15 - 3"x6"  
 4RD\*\*DC



DEC. C\* ASSIRO  
 CM. 7,3x15 - 3"x6"  
 4RD\*\*DC



DEC. D\* ASSIRO  
 CM. 7,3x15 - 3"x6"  
 4RD\*\*DC




DEC. E\* ASSIRO  
 CM. 7,3x15 - 3"x6"  
 4RD\*\*DC



DEC. ASSIRO  
 CM. 10x10 -4"x4"  
 4RD\*\*DA

\* = Decori venduti per scatole assortiti  
 Decortiles are already assorted in  
 the boxes.  
 Les carreaux décorés sont déjà  
 assortis dans les boites.  
 Dekorfliesen sind schon in den  
 Kartons gemischt.

CODICE COLORE  
 CODE COLOUR  
 CODE COULEUR  
 FARBEN CODE  
 \*\*B5 APPIA  
 B6 CASSIA  
 B8 FLAMINIA  
 B7 FLAVIA



DEC. ASSIRO  
 CM. 12x12 -5"x5"  
 4RD\*\*DR



ceramiche d'Arte s.p.a.

Via Flaminia - Zona Industriale Nord 06023 GUALDO TADINO PERUGIA (Italia)  
 Tel 075-91471 - Fax 075-9141375 www.tagina.it E-mail info@tagina.it